

■ Bootstrap

INF1802

Profa. Melissa Lemos



Outline

- Install Bootstrap
- Main features – Bootstrap/ CSS

Reference

- W3Schools
 - <http://www.w3schools.com/>
- Coursera
 - www.coursera.org
 - Responsive Website Basics: Code with HTML, CSS, and JavaScript
 - University of London
 - Prof. Dr Matthew Yee-King

Bootstrap

- There's so many different HTML tags that we could use, and the browser has a lot of default settings for all of those HTML tags.
- If we really want to escape from the default look and really get towards a more modern look, then we're gonna have to do a lot of work in the style sheets to really style everything up.
- There's many libraries out there, which basically give you ready made sets of CSS customizations on the default way the browser displays it.
- And one of the more popular ones is called Bootstrap.

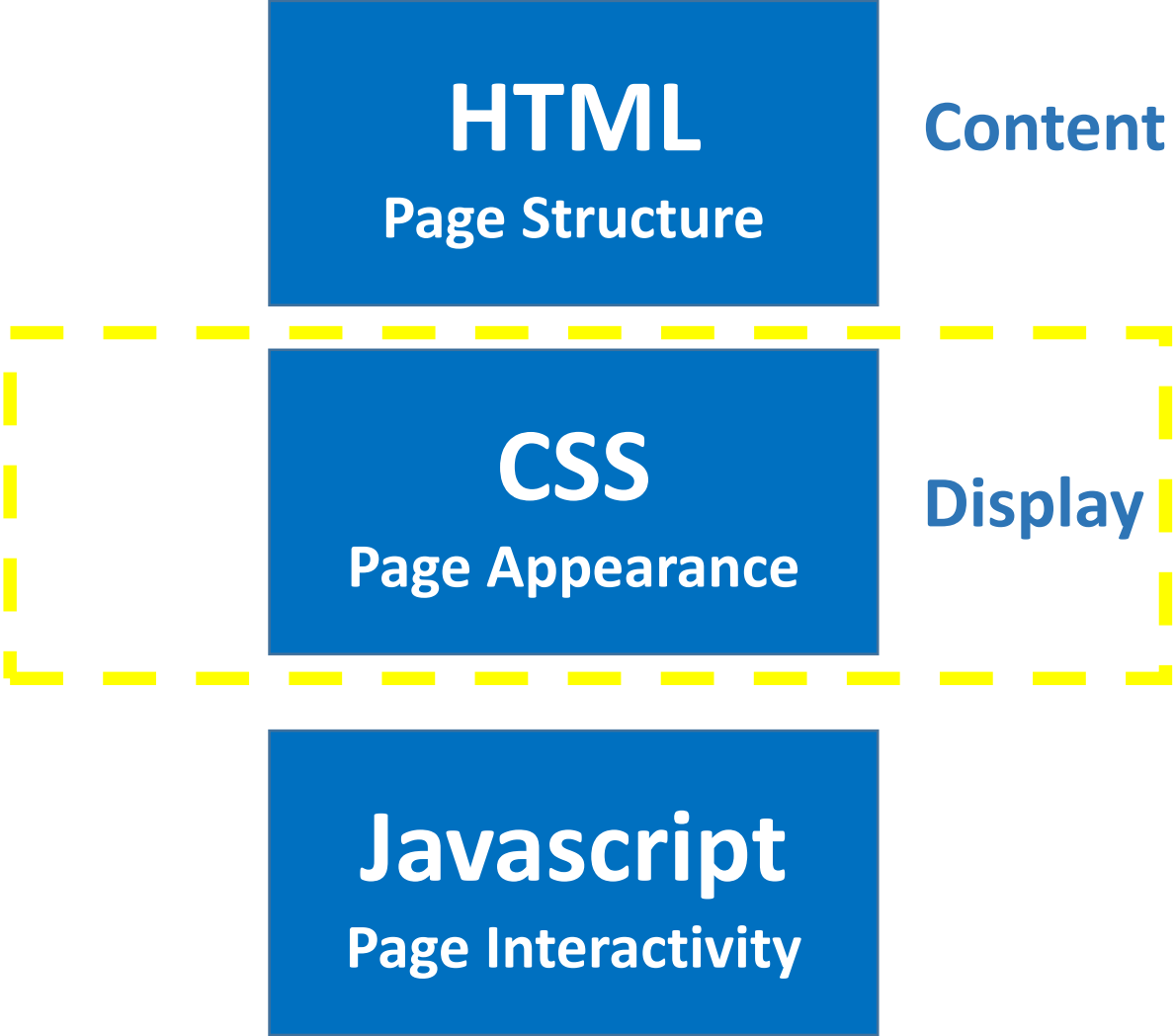
Technologies

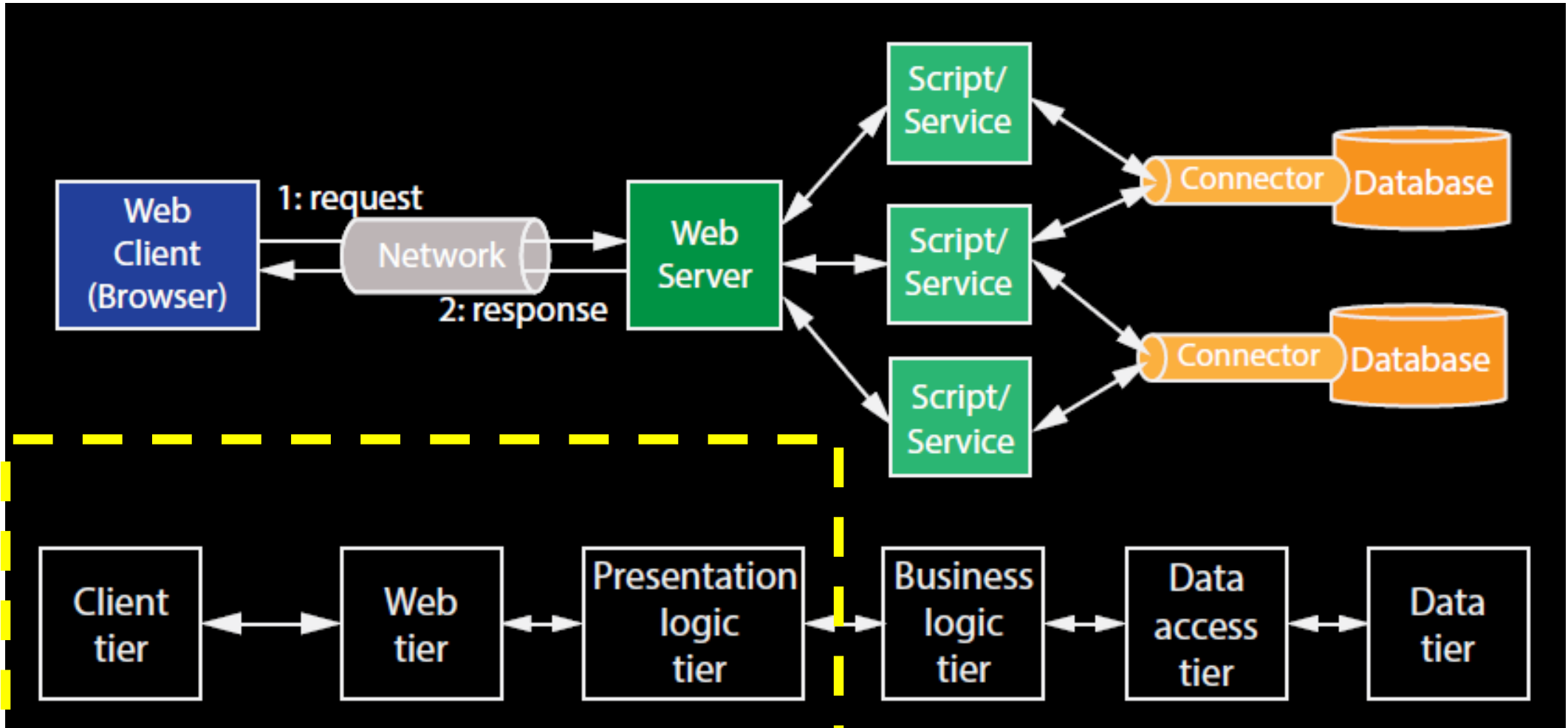
HTML
Page Structure

CSS
Page Appearance

Javascript
Page Interactivity

Technologies





Our Focus in this module: CSS/Bootstrap

Install

The screenshot shows a Windows File Explorer window titled 'codigo4'. The address bar displays the path: 20161-INF1802 > conteudo > Aulas > 04-CSS > codigo4. The main pane shows a list of files with columns for Name, Date modified, Type, and Size. The 'bootstrap' file is selected. The status bar at the bottom indicates '1 item selected 143 KB'.

Name	Date modified	Type	Size
aboutme	23/02/2016 10:59	HTML File	1 KB
bootstrap	25/12/2015 23:07	CSS File	144 KB
contact	23/02/2016 10:59	HTML File	1 KB
index	23/02/2016 10:59	HTML File	1 KB
inf1802	23/02/2016 10:54	HTML File	1 KB
melissa	19/02/2016 10:03	PNG image	63 KB
style	22/02/2016 19:51	CSS File	1 KB


```
1  /*!  
2   * Bootstrap v3.3.5 (http://getbootstrap.com)  
3   * Copyright 2011-2015 Twitter, Inc.  
4   * Licensed under MIT (https://github.com/twbs/bootstrap/blob/master/LI  
5   */  
6  /*! normalize.css v3.0.3 | MIT License | github.com/necolas/normalize.c  
7  html {  
8     font-family: sans-serif;  
9     -webkit-text-size-adjust: 100%;  
10    -ms-text-size-adjust: 100%;  
11  }  
12  body {  
13     margin: 0;  
14  }  
15  article,  
16  aside,  
17  details,  
18  figcaption,  
19  figure,  
20  footer,  
21  header,  
22  hgroup,  
23  main,  
24  menu,  
25  nav,
```

Take a look !

```
1 <html>
2   <head>
3
4     <link rel="stylesheet" type="text/css" href="bootstrap.css">
5   </head>
6   <body>
7     <a
8       href="index.html">
9       Home
10    </a>
11    &nbsp;
12    <a
13      href="aboutme.html">
14      About me
15    </a>
16    &nbsp;
17    <a
18      href="contact.html">
19      Contact me
20    </a>
21    <a
22      href="inf1802.html">
23      INF1802-2016.1
24    </a>
25
26    <hr></hr>
```

index.html

file:///C:/Users/melissa/Drc

Home About me Contact me INF1802-2016.1

column 1
column 2

inf1802.html

file:///C:/Users/melissa/Dropbox%20(Tecgraf)/Melissa-Tecgraf/Trei

Home About me Contact me INF1802-2016.1

Data	Aula	PDF
02/03	Apresentacao da disciplina	PDF
07/03	Introducao ao Desenvolvimento Web	PDF
09/03	HTML	PDF

file:///C:/Users/melissa/Dropbox

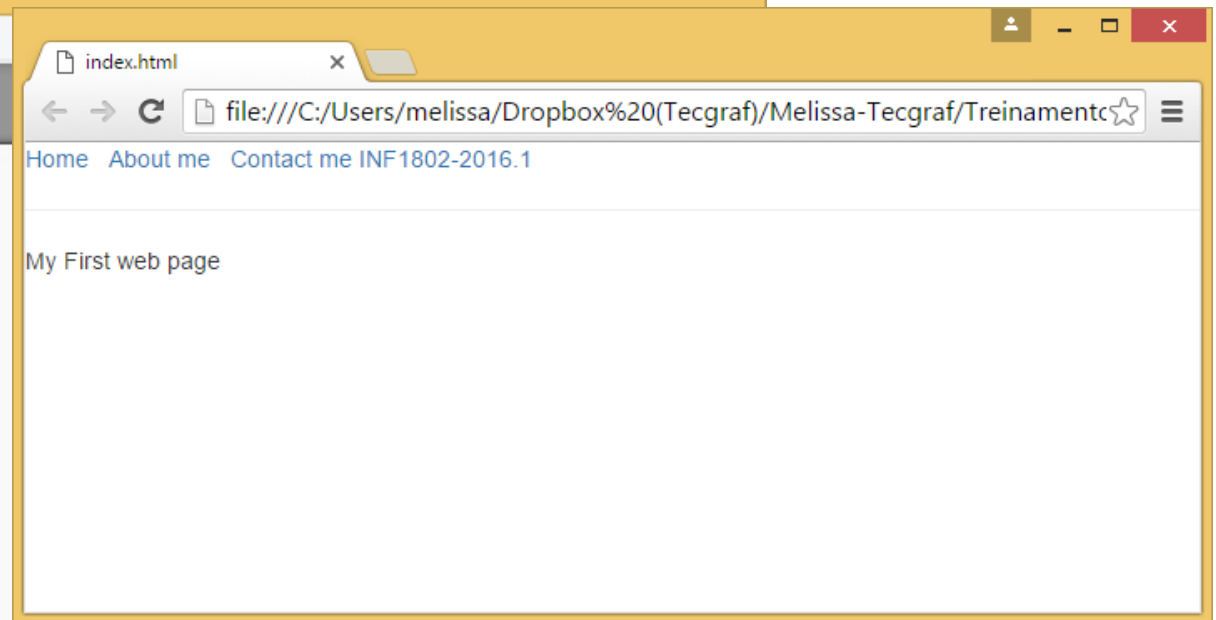
Home About me Contact me INF1802-2016.1

My Contact details

Here is my address:

- 133, my street
- My town
- My nation
- Final item in the list

```
C:\Users\melissa\Dropbox (Tecgraf)\Melissa-Tecgraf\Treinamento\20161-INF1802\conteudo\Aulas\04-CS...
File Edit Selection Find View Goto Tools Project Preferences Help
aboutme.html x index.html x
13         About me
14     </a>
15     &nbsp;
16     <a
17     href="contact.html">
18         Contact me
19     </a>
20     <a
21     href="inf1802.html">
22         INF1802-2016.1
23     </a>
24
25     <hr></hr>
26
27     <div class="container"> My First web page</div>
28
29 </body>
30 </html>
31
32
23 characters selected Tab Size: 4 HTML
```



Div Tags define areas of the page for styling

Bootstrap Grids

1	2	3	4	5	6	7	8	9	10	11	12
---	---	---	---	---	---	---	---	---	----	----	----

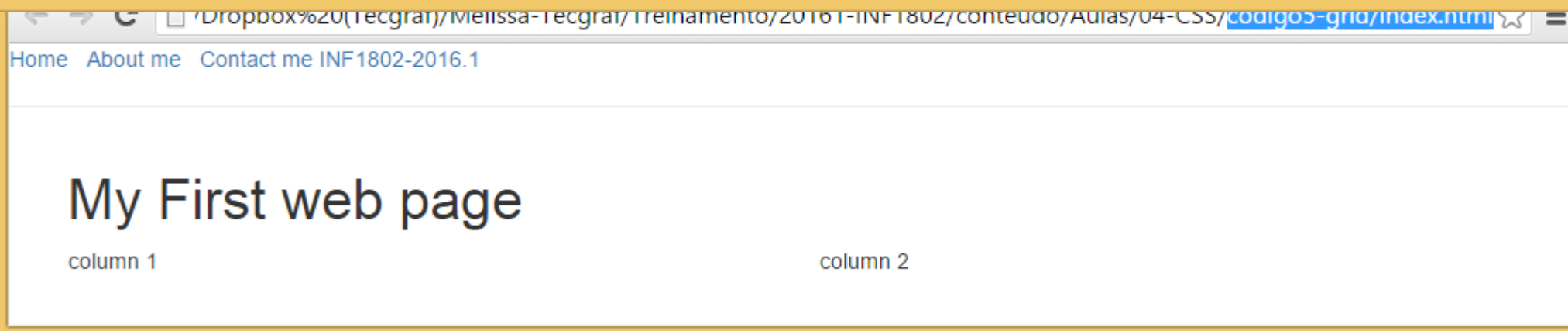
1	2	3	4	5	6	1	2	3	4	5	6
---	---	---	---	---	---	---	---	---	---	---	---

```
25 <hr></hr>
26
27 <div class="container">
28   <h1> My First web page </h1>
29   <div class="row">
30     <div class="col-md-6">
31       column 1
32     </div>
33     <div class="col-md-6">
34       column 2
35     </div>
36
37   </div>
38 </div>
39
40 </body>
41 </html>
```

12 lines, 219 characters selected

Tab Size: 4

HTML



```

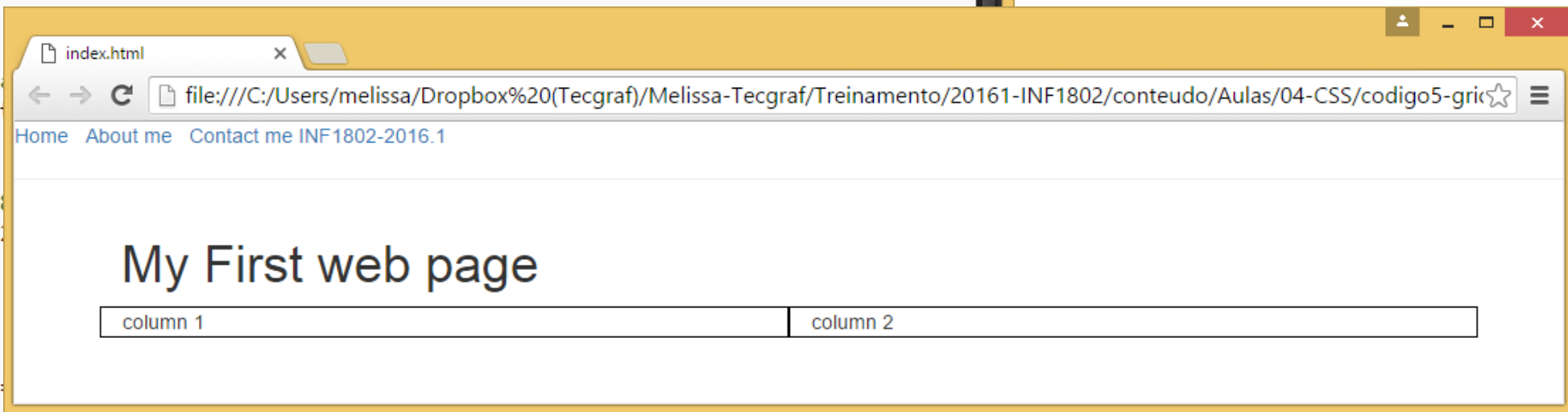
File Edit Selection Find View Goto Tools Project Preferences Help
aboutme.html x index.html x 7-index.vtt x style.css x
4 </head><link rel="stylesheet" type="text/css" href="bootstrap.css">
5 <link rel="stylesheet" type="text/css" href="style.css">
6 <body>
7 <a
8 href="index.html">
9 Home
10 </a>
11 &nbsp;
12 <a
13 href="aboutme.html">
14 About me
15 </a>
16 &nbsp;
17 <a
18 href="cont
19 Contac
20 </a>
21 <a
22 href="inf1
23 INF180
24 </a>
25
26 <hr></hr>
27
28 <div class=
29 <h1> My First web page </h1>
30 <div class="row">
31 <div class="col-md-6 thin_border">
32 column 1
33 </div>
34 <div class="col-md-6 thin_border">
35 column 2

```

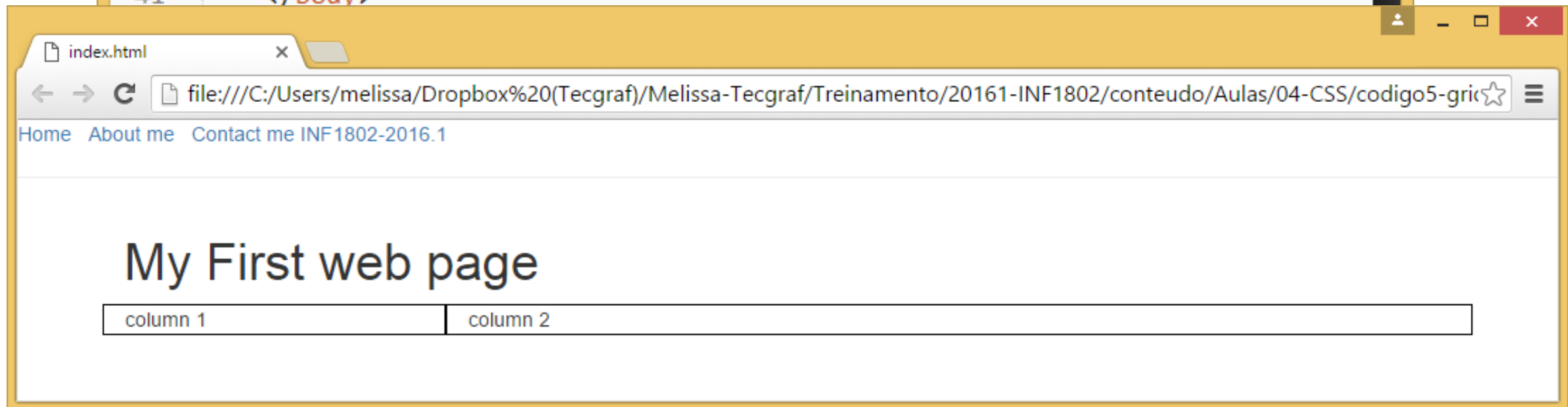
```

File Edit Selection Find View Goto Tools Project Preferences Help
aboutme.html x index.html x 7-index.vtt x style.css x
1 .thin_border{
2
3 border: 1px solid black;
4
5 }
6
7
11 characters selected Tab Size: 4 CSS

```

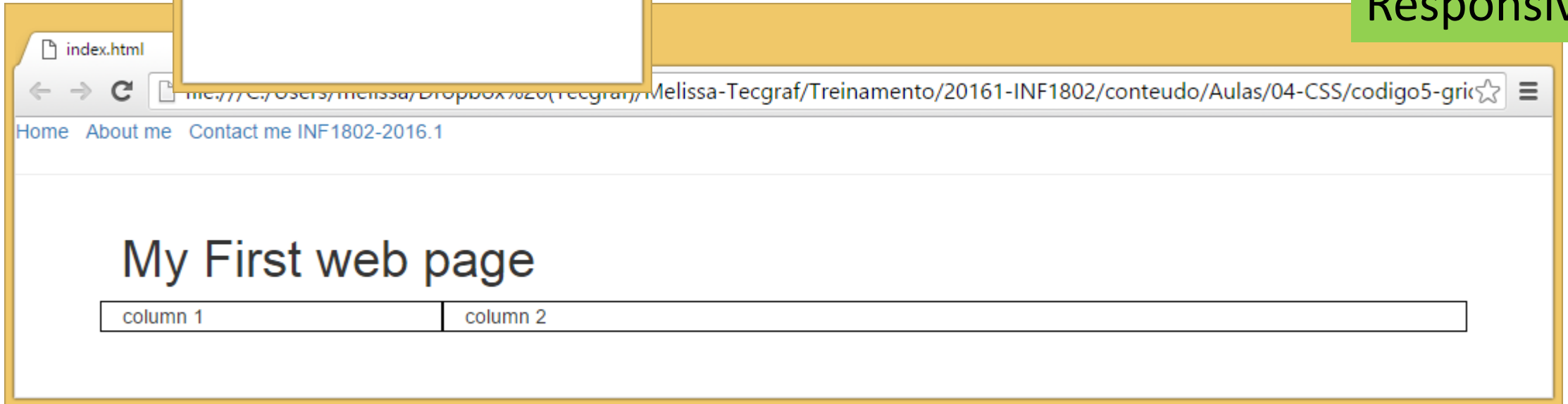


```
27
28     <div class="container">
29         <h1> My First web page </h1>
30         <div class="row">
31             <div class="col-md-3 thin_border">
32                 column 1
33             </div>
34             <div class="col-md-9 thin_border">
35                 column 2
36             </div>
37
38         </div>
39     </div>
40
41 </body>
```





Responsive



Grid

- The Bootstrap grid system has four classes:
 - xs (for phones)
 - sm (for tablets)
 - md (for desktops)
 - lg (for larger desktops)
- The classes above can be combined to create more dynamic and flexible layouts.

http://www.w3schools.com/bootstrap/bootstrap_grid_examples.asp

More ...

- Typograph
 - http://www.w3schools.com/bootstrap/bootstrap_typography.asp
- Tables
 - http://www.w3schools.com/bootstrap/bootstrap_tables.asp
- Images
 - http://www.w3schools.com/bootstrap/bootstrap_images.asp
- Pagination
 - http://www.w3schools.com/bootstrap/bootstrap_pagination.asp
- List
 - http://www.w3schools.com/bootstrap/bootstrap_list_groups.asp
- Navbar
 - http://www.w3schools.com/bootstrap/bootstrap_navbar.asp